

# STORBOX 3.5M AWNINGS



## What is an awning made of?

### ► The operation system for opening and closing the awning



The third element of an awning is its operation system.

An awning can be operated manually with a hand crank or a motorised or automated system can be installed. Motorised systems provide more precise operation and help to make the most of the awning. We are continuously developing new and stronger awnings with systems that guarantee increased durability and which are able to cover larger areas.

Our motorised awning option has become the system which we recommend most highly because of its functionality, convenience and safety. So, the operation system can be:

#### ► Manual

- Traditional , with a hand crank and gearbox.
- With a spring-driven gearbox and hand crank : the compensating spring mechanism makes it considerably easier to extend and retract the awning.

#### ► Motorised



- Standard motors: A traditional motorised system with an inverter. The motor is activated with a button and a cable must be installed between the button and the motor.
- Remote control: These motors have built-in radio receivers. This means that no cables need to be installed because the awning is operated using a remote control.

#### ► Automated

Adding a smart system to an awning guarantees durability and increased comfort. A wind, rain and sunlight sensor controls the opening and closing of the awning automatically when it is needed, without the need for supervision.

- When the sun is shining: when the intensity of sunlight is above or below

# STORBOX 3.5M AWNINGS



## What is an awning made of?

a programmed value, the sensor detects this and opens or closes the awning as needed.

- When it rains: the automatic system detects precipitation and opens or closes the awning.
- When it is windy: if the wind causes the awning to oscillate or move in ways that are potentially harmful, the wind sensor detects this and closes the awning to protect it.



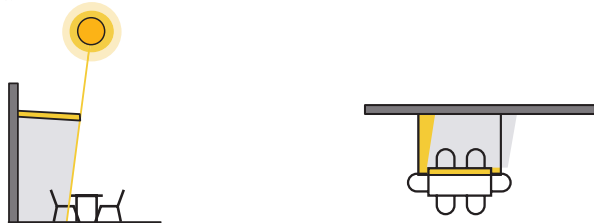
# STORBOX 3.5M AWNINGS



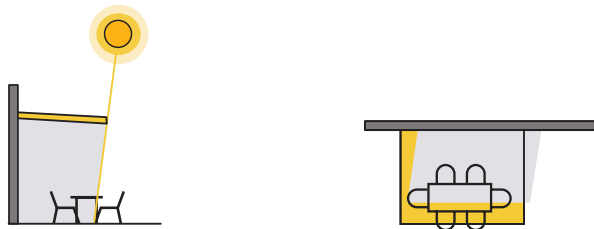
## How to choose an awning

### How much shade do you want?


Choose the dimensions of your awning according to how much shade you want.



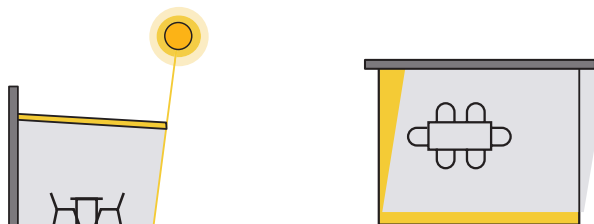
Insufficient coverage to shade the area



Coverage still insufficient for the area



Dimensions barely sufficient to shade the space



Correct dimensions to provide a shaded area

\*Depends on the angle of sunlight and the time of day

► **WEIGHT** is important in selecting an awning. You should choose a model with a weight that will not exceed the load-bearing capacity of the wall on which it is to be installed.

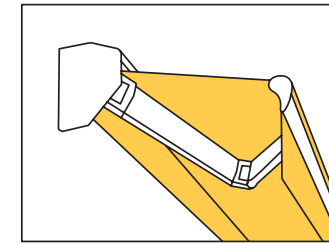
► **DIMENSIONS** it is important to choose an awning system with the correct dimensions so that it can be as effective as possible.

### B SELF-PROTECTION

Llaza's high-end awnings employ a self-protection system which protects the fabric and the system itself from the elements, foul weather and pollution when the awning is retracted.

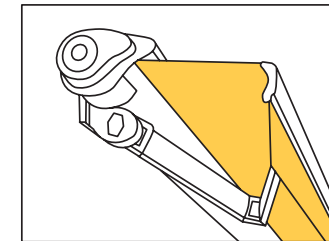
#### 1- Galaxia Weather Covers

The Galaxia weather cover is an accessory for the entire ART product range which protects the awning fabric when it is retracted. The weather cover profiles act as a roof for the awning.



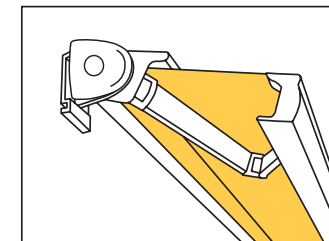
#### 2- The Texpro-System (partial cassette)

The Texpro-System protects the awning fabric completely.



#### 3- Cassette system (BOX range awnings)

Our cassette system provides total protection for the awning, protecting both the fabric and the awning mechanism.



# STORBOX 3.5M AWNINGS



The latest in design and technology



## Features:

- Includes the innovative LLAZA-WIN SYSTEM.
- A regulation system that uses a cog and wheel to make adjusting the arms during installation easier.
- Simpler mounting elements, using only two fasteners for installation.
- A pivoting closing system that guarantees that the cassette will close perfectly and provide complete self-protection.
- Aluminium covers that make the cassette robust and durable and provide a high-quality finish.
- The first awning approved as Class 3 by European Standard EN 13561.



# STORBOX 3.5M AWNINGS



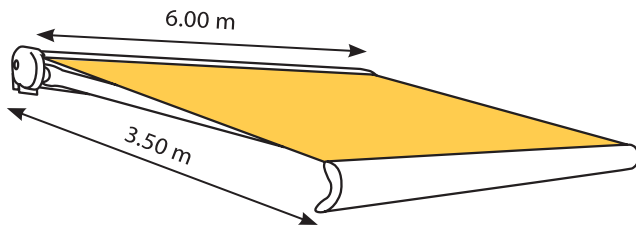
The latest in design and technology

## Description

These awnings feature a cassette system and are perfect for large areas. The advanced technology used in this awning means that it can cover areas of up to 6.0 m x 3.5 m with only two arms.

Its design is inspired by spherical shapes. The tension transmission system gives the awning a stylish look so it fits in perfectly with the most modern architectural settings.

## Dimensions



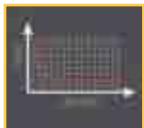
## Mounting

- Wall
- Ceiling



## The tension transmission system

The WINBOX awning cassette incorporates the innovative LLAZA-WIN SYSTEM, a double tensioning system in which both arms apply constant force in order to keep the fabric taut at all times. This helps the awning look great longer.



## Operation

- Motorised
- Automated



## Finishes

- Lacquer in accordance with QUALICOAT standards
- A4 stainless steel screws and bolts



## European standard classification

- Up to 5.00 m x 3.00 m: Class 3
- Up to 6.00 m x 3.50 m: Class 2

## Technical specifications

Dimensions (mm)	
Wall	Ceiling

Degree of inclination	
Wall	Ceiling

Maximum dimensions	
Maximum width	Maximum projection
6.00 m	3.50 m

Minimum width	
Arm projection	N° of arms
1.50 m	2.15 m
2.00 m	2.65 m
2.50 m	3.15 m
3.00 m	3.65 m
3.50 m	4.15 m